

Celebrating 120 years



WHITNEY BROTHERS®

EDUCATIONAL FURNITURE FOR CHILDREN

Since 1904

Imagine

2024



Nature View

COLLECTION

NEW Live Edge

See pages 1-3




— COLLECTIONS —

- NATURE VIEW 1
- WHITNEY PLUS 20
- WHITNEY WHITE WALL 26
- HARMONY 28

— MAIN CATALOG —

- CRIBS & CHANGERS 31
- MIRRORS 34
- PLAY 37
- ART 61
- STEM & SENSORY 65
- READING 70
- CHAIRS & SEATING 78
- TABLES & DESKS 80
- CUBBIES & LOCKERS 86
- STORAGE CABINETS 92
- TEACHER FURNITURE 104
- DIVIDERS & ACCESSORIES 112
- INDEX 112

Look for the mobile icon 

NEW

From the cover
WB0857
Nature View
Window Seat
page 13



Celebrating 120 years

Since 1904, Whitney Brothers® furniture has delighted and inspired our youngest learners to explore, discover, play, learn and grow.

For those who are counting, that's 120 years.

Early on, we understood that furniture doesn't just sit in a classroom; it can help an educator inspire a child.

And when that child is fully engaged in the classroom, they begin to understand their true potential.

That's why for over 120 years, our products incorporate a singular foundational goal to foster a young child's deep connection to their learning environment and help set a trajectory of future learning outcomes that positively impact the rest of their life.

We can't think of a more powerful force to achieve equity.

So whether you've known us all along or just discovered us, thank you for what you do to help young learners.

Together, let's inspire young children to learn for another 120 years.



NEW
Live Edge

Live Edge Log Benches



Who can resist the appeal of a natural log bench? Accommodates two children in 10", 12" and 14" seat heights. Mix and match with other seating and table items in our exclusive Live Edge design to create a themed activity area, reading space, or entire room environment!

WB0898
Nature View Live Edge Log Bench 10H

 34"W x 14.5"D x 10 "H. Weighs 22 lbs. **READY TO ASSEMBLE**

WB0882
Nature View Live Edge Log Bench 12H

 34"W x 15.75"D x 12 "H. Weighs 24 lbs. **READY TO ASSEMBLE**


WB0899
Nature View Live Edge Log Bench 14H

 34"W x 16.75"D x 14 "H. Weighs 26 lbs. **READY TO ASSEMBLE**



My very own log bench! Look closely in the bark to find other nature surprises! Coordinates perfectly with all other furniture pieces in our award-winning Nature View Collection.


WB0901
Nature View Live Edge Small Log Bench 10H

 14"W x 14.5"D x 10"H. Weighs 10 lbs. **READY TO ASSEMBLE**

WB0886
Nature View Live Edge Small Log Bench 12H

 14"W x 15.75"D x 12"H. Weighs 13 lbs. **READY TO ASSEMBLE**

WB0904
Nature View Live Edge Sm. Log Bench 14H

 14"W x 16.75"D x 14"H. Weighs 14 lbs. **READY TO ASSEMBLE**



NEW

Live Edge Chairs

The charm of wide plank live edge chairs in 10", 12" and 14" seat height options.

WB0906
Nature View Live Edge Chair 10H
13.75"W x 16.25"D x 21.5"H. Weighs 12 lbs.

WB0884
Nature View Live Edge Chair 12H
13.75"W x 17"D x 23.5"H. Weighs 13 lbs.

WB0907
Nature View Live Edge Chair 14H
13.75"W x 17"D x 25.5"H. Weighs 13 lbs.



Look closely in the bark to find other nature surprises!

Live Edge Benches

The engaging design accommodates two children in 10", 12" and 14" seat height options.

WB0908
Nature View Live Edge Bench 10H
34"W x 16.25"D x 21.5"H. Weighs 24 lbs.
READY TO ASSEMBLE

WB0897
Nature View Live Edge Bench 12H
34"W x 17"D x 23.5"H. Weighs 24 lbs.
READY TO ASSEMBLE

WB0917
Nature View Live Edge Bench 14H
34"W x 17"D x 25.5"H. Weighs 26 lbs.
READY TO ASSEMBLE

NEW



NEW

Live Edge Tables



WB0932
Nature View Live Edge Round Table 18H
35"W x 35"D x 18"H. Weighs 45 lbs. **READY TO ASSEMBLE**

WB0889
Nature View Live Edge Round Table 20H
35"W x 35"D x 20"H. Weighs 47 lbs. **READY TO ASSEMBLE**

WB0933
Nature View Live Edge Round Table 22H
35"W x 35"D x 22"H. Weighs 48 lbs. **READY TO ASSEMBLE**



WB0911
Nature View Live Edge Rectangle Table 18H
47"W x 30"D x 18"H. Weighs 53 lbs. **READY TO ASSEMBLE**

WB0883
Nature View Live Edge Rectangle Table 20H
47"W x 30"D x 20"H. Weighs 53 lbs. **READY TO ASSEMBLE**

WB0913
Nature View Live Edge Rectangle Table 22H
47"W x 30"D x 22"H. Weighs 54 lbs. **READY TO ASSEMBLE**



WB0914
Nature View Live Edge Square Table 18H
35"W x 35"D x 18"H. Weighs 51 lbs. **READY TO ASSEMBLE**

WB0888
Nature View Live Edge Square Table 20H
35"W x 35"D x 20"H. Weighs 53 lbs. **READY TO ASSEMBLE**

WB0916
Nature View Live Edge Square Table 22H
35"W x 35"D x 22"H. Weighs 54 lbs. **READY TO ASSEMBLE**

NEW

WB0652
Nature View Serenity
Curve-In Cabinet See page 6

WB0654
Nature View Serenity
Curve-Out Cabinet
See page 6



Nature View Serenity series

The vivid forest scene comes alive on these 36H pieces for a flexible learning environment that's sure to engage and inspire!

NEW



Nature View Serenity Pod
Multiple Award Winner!

A **WB0652**
Nature View Serenity Curve In Cabinet
Storage with style that enables flexible room layout.
41"W x 11.75"D x 36.5"H. Weighs 68 lbs.

B **WB0654**
Nature View Serenity Curve Out Cabinet
Curved storage with character and limitless configurations.
41"W x 11.75"D x 36.5"H. Weighs 68 lbs.

WB2611
Nature View Serenity Pod
A calming and beautiful personal space for children to read, color, create or focus without distraction that provides visibility for adult supervision. Combine several together to create an S-shape, semi-circle, horseshoe or other layout for an aesthetically pleasing and flexible classroom space that integrates with all other Serenity pieces in the Nature View Collection.
41"W x 28"D x 36.25"H. Weighs 48 lbs.
PARTIAL ASSEMBLY REQUIRED

WB0440
Nature View Pod Rocker
See page 80

"Our children need our presence, not our presents."
—Martin Luther King, Jr.

WB0647
Nature View Serenity Cabinet 36H
The beautiful forest scene on the clear back panel adds charisma to an everyday cabinet.
48"W x 11.75"D x 36"H.
Weighs 68 lbs.



WB0609
Nature View Curved Divider Panel 36H
The graceful curved design defines an indoor environment.



WB0643
Nature View Divider Panel 36H
Includes hinges to connect to other pieces in the Nature View Collection.
43.25"W x 3"D x 36.25"H.
Weighs 30 lbs.



WB2614
Nature View Serenity Table
An inviting activity table for children
43.25"W x 29"D x 36.25"H. Weighs 59 lbs.
PARTIAL ASSEMBLY REQUIRED



Shaped reading sofas with storage!
Fitted green seat cushion and floor glides included.



Create a beautiful, flexible learning landscape!

These gracefully curved cabinets enable your room layout to navigate corners, columns or other obstacles, or simply to add a design variation for visual interest. Each cabinet features an inviting wildflower scene printed on a clear acrylic back panel that brightens any room environment.

A WB0437 Nature View Curve In Cabinet 24H

41"W x 11.75"D x 24.25"H.
Weighs 39 lbs.

B WB0438 Nature View Curve Out Cabinet 24H

41"W x 11.75"D x 24.25"H.
Weighs 40 lbs.

Design an inviting nature-inspired reading area!

Create a horseshoe, semi-circle, S-shape or other layout, then change it for a different activity!



A WB0506 Nature View Curve Out Sofa

56.75"W x 17"D x 24.25"H. Weighs 58 lbs.



WB0507 Nature View Straight Sofa

36"W x 17"D x 24.25"H. Weighs 40 lbs.



B WB0508 Nature View Curve In Sofa

54"W x 17"D x 24.25"H. Weighs 51 lbs.





WB0209
Two Sided Reading Pod
—page 77

WB0541
Nature View Pond Table 20H
—page 16

NEW

WB0861
Nature View
Discovery Crawl-Thru Cabinet

Encourage early mobility and exploration! First movers to young toddlers crawl into the large openings and discover their reflection in a field of wild flowers inside. Clear end panels provide safe supervision.

46"W x 14.75"D x 17"H. Weighs 48 lbs. [See full details page 37](#)



A **WB0517**
Nature View Curved Divider Panel
 41"W x 10.5"D x 24.25"H. Weighs 22 lbs.

B **WB0259**
Nature View Divider Panel 24W
 24"W x 1.5"D x 24.25"H. Weighs 12 lbs.

C **WB0260**
Nature View Divider Panel 36W
 36"W x 1.5"D x 24.25"H. Weighs 15 lbs.

D **WB0263**
Nature View Room Divider Archway
 36"W x 2.75"D x 66.5"H. Weighs 20 lbs.
READY TO ASSEMBLE

E **WB0249**
Nature View Acrylic Back Cabinet 36H
 48"W x 11.75"D x 36"H. Weighs 68 lbs.


F **WB0247**
Nature View Acrylic Back Cabinet 24H
 48"W x 11.75"D x 24.25"H. Weighs 51 lbs.

G **WB0248**
Nature View Acrylic Back Cabinet 30H
 48"W x 11.75"D x 30"H. Weighs 55 lbs.

H **WB0274**
Nature View Component Connector
Connects all pieces in the Nature View Room Divider collection.
 4.5"W x 0.75"D x 22"H. Weighs 8 lbs.


I **WB0261**
Nature View Divider Gate
Stable, secure and ADA-compliant.
 60"W x 14.5"D x 27"H. Weighs 40 lbs.
PARTIAL ASSEMBLY REQUIRED

J **WB0258**
Nature View Divider Panel Adjustable Extension
Extends the Nature View Divider Panels to fit your space needs.
 13.5"W x 3"D x 25"H. Weighs 13 lbs.



**WB0511
Nature View Play Greenhouse**

A perfect space for STEM, dramatic play, small group reading or other defined activities. Features wide door openings, an open pergola style roof and clear acrylic panels that dampen noise, accommodate social distancing and provide visibility for adult supervision.


 60"W x 60"D x 60"H. Weighs 136 lbs. **READY TO ASSEMBLE**



NEW

**WB0857
Nature View Window Seat**

A cozy children's window seat just like home! The pretty potted plants and window box flowers lend a cheery welcome to this cozy space for reading, reflection, or relaxing away from the busy classroom. There's plenty of storage under the seat and in back. Green cushion included. Satisfies every state requirement for a designated quiet space in an Early Learning classroom..

 23.75"W x 27.5"D x 47.75"H. Weighs 87 lbs. **READY TO ASSEMBLE**




Four shelves on the back!





WB0856
Nature View Writing Center

Award winning design! The engaging forest scene on the clear acrylic back panel lends a striking design accent and also provides social distancing without obstructing visibility of children.

 42.5"W x 26"D x 40"H. Weighs 64 lbs.
READY TO ASSEMBLE



Nature View Chairs
3 designs
3 sizes

[See full details page 78](#)

WB0936
Nature View Mobile Book Browser

The gently cascading waterfall beckons a child to pick a book and sit down by the serene brook for a peaceful read. Isn't that the whole point? Coordinates with our exclusive Nature View Collection.

 36"W x 13.25"D x 28"H. Weighs 39 lbs.




"When children come into contact with nature, they reveal their strength."

—Maria Montessori



WB0852
Nature View Five Section Coat Locker

The captivating mountain scene inside the locker conveys a peaceful, calming welcome to children at the start of each day in the classroom. Five roomy sections accommodate 10 students.

 54"W x 11.75"D x 48.5"H.
Weighs 99 lbs.

WB0738
Nature View Radiant LED Light Table


The light table re-imagined!
Innovative cylinder design eliminates corners for safety and enables more accessibility to the table surface. Unique illuminated side panels provide children a new way to explore the intrinsic attributes of objects.

 29.5"W x 29.5"D x 24.25"H. Weighs 42 lbs. **PARTIAL ASSEMBLY REQUIRED**



WB2452
Nature View Play House Cube And Mat Set


An inviting retreat for children!
The wild flower scene on two clear side panels beckon children inside for a peaceful break and provide visibility for adult supervision. Large tunnel openings on each end provide easy access. Satisfies every state requirement for quiet space in Early Learning classrooms.

 30.25"W x 29.5"D x 29.5"H. Weighs 43 lbs.
READY TO ASSEMBLE

also sold separately

WB0442
Nature View Play House Cube

Fitted green floor mat not included.

 30.25"W x 29.5"D x 29.5"H. Weighs 38 lbs.
READY TO ASSEMBLE


WB0221 Green Floor Mat, page 112

Fitted green floor mat for:
WB0442 Nature View Play House Cube and
WB0452 Nature Reading Retreat, page 18-19




WB0551
Nature View Tree Book Shelf

Realism that spurs literacy! Children are drawn in to select a book, sit, and read under the beautiful tree book shelf. The shelves are reversible; one surface is smooth and the opposite surface includes a slotted groove that keeps books upright.

 37.25"W x 37.25"D x 54.50"H.
Weighs 36 lbs.
READY TO ASSEMBLE

WB0541
Nature View Pond Table 20H

Pique their curiosity and inspire learning! Children are irresistibly drawn to explore the lifelike pond image on the table surface that teems with a delightful medley of fish, salamanders, frogs, dragon flies, lily pads and flowers. You'll love how the table coordinates with all other pieces in our award-winning Nature View Collection to create a complete biophilia-inspired Early Learning landscape. Leg levelers included.

 35"W x 35"D x 20"H. Weighs 48 lbs.
READY TO ASSEMBLE



Reading Retreats

Winner of the 2020 Teachers' Choice™ Award for Preschool!



A **WB2190 Nature Reading Haven and Floor Mat Set**

The view from the underside of a spreading tree canopy invites children into the cozy interior for a peaceful break. Includes a fitted green floor pad, two built-in book shelves, two portal windows and tunnel openings on each end that provide visibility of children inside. Satisfies every state requirement for quiet space in Early Learning classrooms.

39.5"W x 39"D x 38"H. Weighs 97 lbs. **READY TO ASSEMBLE**



Cube Caddies!

Simplicity is genius with these easy-to-assemble caddies that give secure, custom-fitted mobility to Whitney Brothers cubes [each sold separately]. **READY TO ASSEMBLE**

WB0867 Small Cube Caddy

24.75"W x 25.75"D x 6.25"H. Weighs 18 lbs.

WB0868 Medium Cube Caddy

30.5"W x 31.5"D x 6.25"H. Weighs 23 lbs.

WB0869 Large Cube Caddy

41"W x 40.5"D x 6.25"H. Weighs 37 lbs.

also sold separately

WB0109 Nature Reading Haven

Fitted floor mat not included.

39.5"W x 39"D x 38"H. Weighs 85 lbs. **READY TO ASSEMBLE**

140-340 Green Floor Mat

Fitted green floor mat for WB0109 Nature Reading Haven.

37.75"W x 37.75"D x 1.5"H. Weighs 12 lbs.

B **WB2432 Nature View Reading Retreat Set**

Preschooler-size reading retreat! Includes fitted green floor mat and three larger tunnel openings.

28.75"W x 29.75"D x 28.75"H. Weighs 43 lbs. **READY TO ASSEMBLE**

also sold separately

WB0452 Nature View Reading Retreat

Floor mat not included.

28.75"W x 29.75"D x 28.75"H. Weighs 38 lbs. **READY TO ASSEMBLE**

WB0221 Green Floor Mat

28.5"W x 27"D x 1"H. Weighs 5 lbs.

C **WB2125 Nature View Toddler Reading Retreat Set**

Toddler-size nature retreat! Includes fitted green floor mat and three large tunnel openings.

24"W x 23"D x 23.5"H. Weighs 31 lbs. **READY TO ASSEMBLE**

also sold separately

WB0504 Nature View Toddler Reading Retreat

Floor mat not included.

24"W x 23"D x 23.5"H. Weighs 27 lbs. **READY TO ASSEMBLE**

WB0222 Green Floor Mat

21.25"W x 22.75"D x 1"H. Weighs 4 lbs.

WHITNEY + INGENUITY = AWARD-WINNING DESIGN

Make a design statement with Whitney Plus, our premium brand of children's furniture. Custom designer styling, superior materials, industry leading specifications and a palette of contemporary colors come together to form a striking visual harmony.

Whitney Plus

Exceptional Furniture for Children



- A** CH1324N Whitney Plus Locking Storage Cabinet, pg. 24
- B** CH1330G Whitney Plus Cabinet, pg. 24
- C** WB0737 Whitney Plus Radiant LED Light Table, pg. 23
- D** CH0281 Whitney Plus Porthole Play House Cube, pg. 23
- E** CH0200 Porthole Desk, pg. 23
- F** CH0284 Whitney Plus Green Tray Storage Cabinet, pg. 22
- G** CH0287 Whitney Plus Coat Locker, pg. 22

See pages 22-24 for complete product descriptions.

"An investment in knowledge pays the best dividends."


—Benjamin Franklin

See also page 25



**CH0284
Whitney Plus Green Tray Storage Cabinet**

Attractive three column mobile cabinet features thicker construction, generous proportions and versatile tray storage options. The left and right columns each include three Gratnell medium green trays mounted on drawer glides and the center column includes six Gratnell clear shallow trays on drawer glides. Mounted on heavy duty locking casters.

 41"W x 18"D x 30"H. Weighs 95 lbs.

ACCESSORIES

**101-291 Gratnell Plastic Tray
Lime Green**


Replacement green Gratnell medium tray for CH0284 Whitney Plus Green Tray Storage Cabinet [sold separately].

 12.25"W x 17"D x 6"H. Weighs 2 lbs.



**CH0287
Whitney Plus Coat Locker**


The compact footprint and generous depth accommodates eight students in eight separate storage sections without any compromise in features. Each compartment includes two double prong hooks and an interior and exterior back panel stained in vibrant green to coordinate with all other Whitney Plus furniture items. Beneath each section is a separate compartment with matching green shallow Gratnell tray [included]. Wall brackets for safety and floor glides included.

 54"W x 18"D x 48"H. Weighs 161 lbs.

ACCESSORIES

**101-286 Gratnell Plastic Tray
Lime Green**

Replacement green Gratnell shallow tray as shown for CH0287 Whitney Plus Coat Locker [sold separately].

 12.25"W x 17"D x 3"H. Weighs 2 lbs.

**WB0737
Whitney Plus
Radiant LED Light Table**

Not all light tables are created equal! The unique side light panel and sleek curved design integrates seamlessly with all other pieces in our Whitney Plus collection. Safe, curved corners and the elongated shape provide more access to the table surface. Sturdy construction features 1-inch birch plywood with legs fastened lengthwise for greater stability and easier access to the table surface.

 47"W x 23.5"D x 24"H. Weighs 69 lbs.
PARTIAL ASSEMBLY REQUIRED



**CH0281
Whitney Plus Porthole
Play House Cube**

A play space with personality! The colorful acrylic portals suggest a playful whimsy and the spacious interior is ideal for quiet reading, resting or writing on the dry erase marker board and tray mounted on the interior back wall. Plenty of visibility for adult supervision. Satisfies every state requirement for a quiet space in Early Learning environments.

 40"W x 40"D x 38.75"H. Weighs 125 lbs.
READY TO ASSEMBLE

ACCESSORIES


140-340 Fitted Floor Mat
for CH0281 Whitney Plus Porthole
Play House Cube

 37.75"W x 37.75"D x 1.50"H. Weighs 12 lbs.



**CH0200
Whitney Plus Porthole Desk**

Our uniquely styled desk has a 20"H plywood writing surface and plenty of storage for papers, books and materials. Colorful acrylic porthole inserts add an interesting design element and enable front to back supervision of children.

 42.5"W x 26"D x 40"H. Weighs 87 lbs.
PARTIAL ASSEMBLY REQUIRED

Whitney Plus Cabinet

These beautiful cabinets are crafted in 3/4-inch birch plywood and 1/4-inch plywood back panels stained the same color on both sides to coordinate with tables and chairs and make a striking design statement.

 48"W x 14"D x 30"H. Weighs 68 lbs.



CH1330N Natural
CH1330G Electric Lime

CH1330O Hot Pumpkin
CH1330S Whitney Blue

CH0500 Whitney Plus Art Paper Center


Attractive supply cabinet features 10 open shelves for paper storage and two fixed shelves for larger item or supplies storage behind the piano-hinged doors that won't pinch little fingers.

 48"W x 15"D x 30"H. Weighs 103 lbs.



CH1324N Whitney Plus Locking Storage Cabinet


Stylish and secure storage! Features two adjustable shelves and one fixed shelf for configurable storage space that adapts to your changing needs. Locking doors include satin chrome handles and soft-close hinges that won't slam or pinch little fingers.

 36"W x 15"D x 30"H. Weighs 75 lbs.



CH4049 Whitney Plus Two Tub Sand and Water Table

Double the playtime fun! Holds two 12-gallon tubs molded from industrial grade polymers that meet all FDA standards. Removable tops can be stored underneath and the tubs are elevated for easy content removal. Constructed in 1-inch birch plywood and mounted on heavy duty locking casters.

 43.5"W x 30"D x 24.5"H. Weighs 106 lbs.



Chairs



Whitney Blue Hot Pumpkin Electric Lime Natural

Whitney Plus 10H Chair
 13.75"W x 16.25"D x 21.5"H. Weighs 12 lbs.

CR2510S **CR2510O** **CR2510G** **CR2510N**


Whitney Plus 12H Chair
 13.75"W x 17"D x 23.5"H. Weighs 13 lbs.

CR2512S **CR2512O** **CR2512G** **CR2512N**

Whitney Plus 14H Chair
 13.75"W x 17"D x 25.5"H. Weighs 14 lbs.

CR2514S **CR2514O** **CR2514G** **CR2514N**

Tables



Round Table Square Table Rectangle Table

Whitney Plus 18H Table


WX3518M
35"W x 35"D x 18"H.
Weighs 45 lbs.

WS3518M
35"W x 35"D x 18"H.
Weighs 51 lbs.

WR304718M
47"W x 30"D x 18"H.
Weighs 53 lbs.

Whitney Plus 20H Table


WX3520M
35"W x 35"D x 20"H.
Weighs 47 lbs.

WS3520M
35"W x 35"D x 20"H.
Weighs 53 lbs.

WR304720M
47"W x 30"D x 20"H.
Weighs 53 lbs.

Whitney Plus 22H Table


WX3522M
35"W x 35"D x 22"H.
Weighs 48 lbs.

WS3522M
35"W x 35"D x 22"H.
Weighs 54 lbs.

WR304722M
47"W x 30"D x 22"H.
Weighs 54 lbs.

ALL TABLES ARE READY TO ASSEMBLE



Modern. Modular. Meticulous.

each also sold separately



WB0658
Lockable Wall Cabinet Storage Cabinet
50"W x 15.75"D x 38.5"H.
Weighs 148 lbs.



WB0659
Five Section Coat Locker
50"W x 15"D x 38.5"H.
Weighs 130 lbs.



WB0660
Cubby and Shelf Cabinet
50"W x 15"D x 38.5"H.
Weighs 116 lbs.



WB0661
12 Cubby Backpack
50"W x 15"D x 38.5"H.
Weighs 130 lbs.



WB0662
Whitney White Workstation Cabinet
50"W x 15.75"D x 38.5"H. Weighs 147 lbs.



WB0664
Whitney White Cubby Organizer Cabinet
50"W x 15"D x 38.5"H. Weighs 193 lbs.



WB0665
Tall and Wide Wall Cabinet
50"W x 15.75"D x 77.25"H.
Weighs 274 lbs.



WB0676
Whitney White Kickboard Base
50"W x 14.5"D x 3.5"H. Weighs 12 lbs. **READY TO ASSEMBLE**

Buy the 5-piece set and save!



WB0670
Whitney White Wall Storage System
Includes WB0658, WB0659, WB0660, WB0661, WB0665, and three WB0676.

Calming celadon green and white melamine adds a pleasing design accent to the nursery.

Harmony Collection



A **WB0638**
Harmony Wall Mount
Diaper Supply Cabinet

Flexible divided storage for diapering supplies. Mounting hardware not included.

42.5"W x 9.75"D x 24" H. Weighs 57 lbs.

B **WB0721G**
Harmony EZ Clean
Infant Changing Cabinet

Features a 7-1/2"H changing well for infant safety and a heavy duty tub that withstands rigorous cleaning and sanitizing. Includes a washable changing pad, safety strap, one paper roll, an easy-tear cutter bar, and floor glides.

42.5"W x 20.75"D x 38.75"H. Weighs 122 lbs.

C **WB0627**
Harmony Wall Mount
Diaper Bag Organizer

Store diaper tote bags securely off the floor. Slotted vinyl nameplates [included] provide easy identification. Mounting hardware not included.

43"W x 14.5"D x 34"H. Weighs 109 lbs.

D **WB0626**
Harmony Toddler
Shelf 24H

Store items within easy reach of our littlest learners. Floor glides included.

48"W x 12.25"D x 24.25"H. Weighs 75 lbs.

Cribs & Changers



American made.
Solid maple.

WB9503
Clear View Adjustable Bottom Crib

Babies can be seen from any angle through two distortion-free clear acrylic panels in each end of the crib. Constructed in solid maple and includes 3-inch thick vinyl covered mattress and four locking casters. CPSIA compliant.

40"W x 27"D x 37"H. Weighs 48 lbs.
READY TO ASSEMBLE



WB9506
Tranquility Infant Crib

Your infant will drift off to sleep amid tranquil clouds while you enjoy peace of mind seeing your child is safe and sound inside the crib. The headboard is a shatterproof acrylic mirror and the footboard features see-through clouds that provide visibility of the child inside. Includes a 3-inch thick mattress and a platform that adjusts to three different heights. Mounted on four locking casters. Constructed in sturdy solid maple and fully compliant with all prevailing CPSC regulations.

40"W x 27"D x 37"H. Weighs 49 lbs. **READY TO ASSEMBLE**



ACCESSORIES

112-766 Crib Mattress

Quilted vinyl-covered foam mattress, fully CPSIA compliant. Fits WB9503, WB9504 cribs.

38.25"W x 24.25"D x 3"H. Weighs 3 lbs.



WB9504
I See Me Adjustable Bottom Crib

Fully CPSIA compliant with adjustable bottom, acrylic mirror headboard and clear acrylic footboard. Includes 3-inch vinyl covered foam mattress and four locking casters.

40"W x 27"D x 37"H. Weighs 49 lbs.
READY TO ASSEMBLE

WB9580
Full Evacuation Brace for WB9504

Welded steel frame with 4-inch locking casters attaches directly to the entire crib frame underside for superior strength, support and safety.

38"W x 22.75"D x 12"H. Weighs 22 lbs.



WB0634
EZ Access Changing Cabinet

Economical, mobile and loaded with features!

The top includes a 7"H changing well, contoured pad, safety strap and storage compartment. Underneath is one large open compartment on the left and two adjustable shelves on the right. Mounted on four heavy-duty 4-inch locking casters.

31.5"W x 23.5"D x 41"H. Weighs 96 lbs. **READY TO ASSEMBLE**

ACCESSORIES

112-745 Replacement Contoured Changing Pad

30"W x 16"D x 4"H. Weighs 5 lbs.

WB0688
EZ Clean Birch Changing Cabinet With Trays

The heavy duty tub insert cleans up and sanitizes easily after use and there's plenty of storage behind the sliding doors, including six trays. Includes washable pad, safety strap and one paper roll.

42"W x 20"D x 37.75"H. Weighs 122 lbs.

ACCESSORIES

112-880 Replacement Changing Pad

35"W x 16"D x 1" Thick. Weighs 2 lbs.

110-455 Replacement Paper

Case of 12 rolls.

Each roll is 14"W x 225' long. Weighs 19 lbs.



WB4646
Hang On The Wall Diaper Storage

Maximize available space!

This storage cabinet includes a handy towel rod, attaches easily to the wall and holds dozens of diapers with plenty of room for all necessary changing supplies.

36"W x 10"D x 24.75"H. Weighs 35 lbs.



WB0648
EZ Step Up Toddler Changing Cabinet

Use your foot to pull out the ingenious stairway, then walk the child by the hand up to the changing table top. Behind the sliding doors is storage for supplies. Includes washable pad, safety strap, paper dispenser with tear-off bar and one paper roll.

43.5"W x 24.75"D x 37.5"H. Weighs 150 lbs.

ACCESSORIES

112-720 Replacement Changing Pad

42"W x 23.25"D x 1"H. Weighs 3 lbs.

110-455 Replacement Paper

Case of 12 rolls.

14"W x 225' long. Weighs 19 lbs.

Mirrors

Horizontal



WB0338
Vertical Or Horizontal Mirror With Stand

This acrylic mirror is mounted in a rigid hardwood frame. The feet can be attached so that the mirror can stand vertically, too.

49"W x 11.5"D x 13.25"H. Weighs 11 lbs.
PARTIAL ASSEMBLY REQUIRED

Vertical



WB6128
Wall Mirror With Pull Up Bar

Toddlers love to watch while they pull themselves up. Five different shapes of acrylic mirrors. Mounts on the wall with screws [not provided].

47.25"W x 3.5"D x 29.5"H. Weighs 31 lbs. **PARTIAL ASSEMBLY REQUIRED**

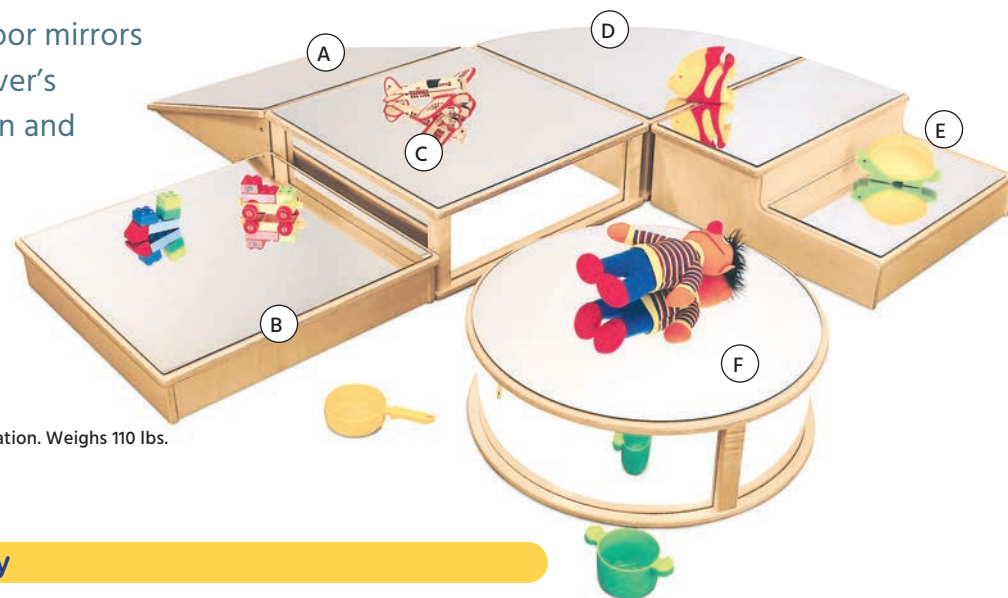
Floor Mirrors

Our shaped acrylic floor mirrors encourage a first mover's mobility, coordination and confidence through exploration and play.

WB0220
Infant Floor Mirror Set

Includes one of all six floor mirror shapes.

Dimensions vary with configuration. Weighs 110 lbs.



(A) WB0176 Ramp Infant Floor Mirror

21.75"W x 21"D x 7.25"H. Weighs 16 lbs.

(B) WB0206 Low Square Infant Floor Mirror

21.75"W x 21.75"D x 3.75"H. Weighs 15 lbs.

(C) WB0167 Square Infant Floor Mirror

21.75"W x 21.75"D x 7.25"H. Weighs 22 lbs.

(D) WB0169 Quarter Round Infant Floor Mirror

21.75"W x 21.75"D x 7.25"H. Weighs 18 lbs.

(E) WB0207 Step Infant Floor Mirror

21.75"W x 21.75"D x 7.25"H. Weighs 21 lbs.

(F) WB0159 Round Infant Floor Mirror

21.75"W x 21.75"D x 7.25"H. Weighs 18 lbs.

WB2112
Infant Mirror Stand

Encourages little crawlers to navigate and get a first glimpse of themselves. The frame is constructed in sturdy birch plywood and can be used vertically or horizontally. The mirror is safe, shatterproof acrylic.

9.5"W x 8.25"D x 11.5"H. Weighs 5 lbs.



WB0957
I-See-Me Toddler Mirror Cabinet

Handy storage plus a view of you. Includes a safe, shatterproof acrylic mirror on the front, two spacious mirrored storage compartments on the back, and a 3-inch deep tray on top to keep playthings within easy reach.

31"W x 14.75"D x 18"H. Weighs 33 lbs.



Mood Mirrors

Help children identify, understand and express how they feel. Safe shatterproof acrylic mirrors can be hand held or wall mounted [hardware included].


 16"W x .125"D x 14"H. Weighs 3 lb.




WB0035
Happy Face Mirror




WB0036
Sad Face Mirror




WB0037
How Do I Feel Today? Mirror




WB3567
Mood Mirrors 3-Pack
Happy, sad and blank mirrors.
 Weighs 9 lbs.

WB3569
Mood Mirrors 5-Pack
All five mirrors pictured.
 Weighs 15 lbs.



WB0038
Surprise And Wonder Mirror




WB0039
Angry Face Mirror

Shape Mirrors

Constructed in safe, shatterproof acrylic. Select the shape that best suits your classroom environment. Mounting hardware included.



WB6625
Square Mirror
 23.5"W x .125"D x 23.5"H.
Weighs 6 lbs.



WB6648
Rectangle Mirror
 47.5"W x .125"D x 23.5"H. Weighs 13 lbs.

"We all know that education, more than anything else, improves our chances of building better lives."

—Nelson Mandela




See also

WB1861 Toddler Kaleidoscope Play House Cube— page 43

Play

WB0861 Nature View Discovery Crawl-Thru Cabinet


Encourage early mobility and exploration! First movers to young toddlers crawl into the large openings and discover their reflection in a field of wild flowers inside. Clear end panels provide safe supervision. The middle compartment features two open fixed shelves and two clear plastic trays [included] that put toys, manipulatives or other items within easy sight and reach. The cabinet surface is just the right height to foster a young child's confidence to go from crawling to standing and then take their first steps.

 46"W x 14.75"D x 17"H. Weighs 48 lbs.



WB1847 Toddler Discovery Crawl Through Cabinet


This version has plywood end panels instead of clear acrylic.

 46"W x 14.75"D x 17"H. Weighs 48 lbs.



WB0719
Triangle Mirror Tent
 A child's favorite!

We put shatterproof acrylic mirrors on the inside of all three panels of this triangle shaped cabinet to create a myriad of angles and viewpoints. Crawl inside and look at all the kaleidoscopic images of me!

 30.25"W x 17.25"D x 26.25"H.
 Weighs 30 lbs.

READY TO ASSEMBLE



"Play gives children a chance to practice what they are learning."

—Fred Rogers

Woodscapes


Learning to become a biped is no easy task.

WB1450
Woodscapes Set


Our beautifully crafted soft carpet blocks encourage crawlers and young toddlers to safely navigate the varied terrain and develop gross motor skills and confidence. Complete four-piece set.




A **WB1470**
Large Platform
 20"W x 20"D x 8.5"H.
 Weighs 17 lbs.





B **WB1471**
Small Platform
 20"W x 20"D x 4.5"H.
 Weighs 12 lbs.



C **WB1472 Ramp**
 20"W x 29.5"D x 8.5"H.
 Weighs 19 lbs.




D **WB1475 Steps**
 20"W x 20"D x 8.5"H.
 Weighs 17 lbs.



WB9960
Play Table With Mirror Top

A great work and play space for first walkers and toddlers. The shatterproof acrylic mirror top aids in the development of hand eye coordination and also provides the little ones a peek at themselves while at play. Three handy bins give you plenty of extra storage underneath.

 40.5"W x 18"D x 16.5"H. Weighs 39 lbs.



WB2114
Little Bug Step and Ramp

First walkers will love the challenge of climbing the toddler-sized stairs then navigating their way down on the gentle slide.

 36.25"W x 16"D x 19.5"H. Weighs 30 lbs.

READY TO ASSEMBLE



WB8115
Slide With Stairs and Tunnel

Toddlers build confidence in climbing steps when there's a fun ride down on the other side and a tunnel to crawl through!


 59"W x 16.5"D x 28"H. Weighs 61 lbs.

READY TO ASSEMBLE



WB0885 Dress Up Mirror Wardrobe

Features a full length shatterproof acrylic mirror for dress up play, a roomy compartment with four coat hooks and seating, and divided storage compartment below.

 18"W x 18"D x 50.75"H. Weighs 53 lbs.
READY TO ASSEMBLE



WB0113 Dress Up Tree With Pegs


Features solid maple construction, sturdy wide base and twelve strong pegs that make it easy to organize and retrieve dress up outfits.

 18"W x 18"D x 48.5"H. Weighs 8 lbs.
READY TO ASSEMBLE




WB0880 Toddler Dress Up Center

Our sturdy dress up center inspires toddlers to reenact the events in their daily lives through open-ended play. Features four safe hooks for costumes or props, a wide shelf or seat with storage compartment below, an acrylic mirror, and a wide sturdy base to prevent tipping.

 15"W x 14.75"D x 36"H.
Weighs 35 lbs.
READY TO ASSEMBLE

WB1058 Hexagon Mirror Discovery Center

Six times the fun! Features safe, shatterproof acrylic mirrors on both sides of each panel and a raised lip along the top perimeter to keep toys and manipulatives organized. A wonderful space for children to play, explore or enjoy quiet reflection.

 34"W x 29.75"D x 28.5"H. Weighs 62 lbs.
READY TO ASSEMBLE




"Play is the work of the child"

—Maria Montessori



WB1734 Mobile Dress Up Center With Trays and Mirror

The ultimate dress up center! Mobile double-sided design features a wide base for stability and loads of storage space. Includes eight double-prong hooks [four on each side], a full length acrylic mirror and four trays.


 48"W x 23.5"D x 49.25"H.
Weighs 115 lbs.
READY TO ASSEMBLE

Cubes

The Original

A **WB0217**
Toddler Play House Cube
With Floor Mat Set
 23.5"W x 24.75"D x 23.5"H. Weighs 34 lbs.
READY TO ASSEMBLE

B **WB2120**
Play House Cube With Floor Mat Set
 The very first Play House Cube in the market over 40 years ago and still the industry standard for quality.

 29"W x 30.5"D x 29"H. Weighs 48 lbs.
READY TO ASSEMBLE

Acrylic Top

C **WB2692**
Toddler Acrylic Top Play House Cube
With Floor Mat Set
 23"W x 24.25"D x 23"H. Weighs 36 lbs. **READY TO ASSEMBLE**

D **WB2122**
Acrylic Top Play House Cube
With Floor Mat Set
 Just like looking up at the sky! A peaceful, calming space that transports children outdoors.

 29"W x 30"D x 29"H. Weighs 46 lbs.
READY TO ASSEMBLE

Kaleidoscope

E **WB1846**
Kaleidoscope Play House Cube
 Look at all the images of me! Four interior acrylic mirrors create a kaleidoscope of images and perspectives that invite children inside for quiet reflection.

 29"W x 30.5"D x 30"H. Weighs 73 lbs.
READY TO ASSEMBLE

F **WB1861**
Toddler Kaleidoscope
Play House Cube
 24.75"W x 23.5"D x 24"H. Weighs 65 lbs.
READY TO ASSEMBLE

Make them mobile!


WB0867
Small Cube Caddy
WB0868
Medium Cube Caddy
WB0869
Large Cube Caddy





page 18



also sold separately


WB0215
Toddler Play House Cube
 23.5"W x 24.75"D x 23.5"H.
 Weighs 30 lbs.
READY TO ASSEMBLE

WB0216
Blue Floor Mat
 21.25"W x 22.75"D x 1"H.
 Weighs 4 lbs.

WB0210
Play House Cube
 29"W x 30.5"D x 29"H.
 Weighs 43 lbs.
READY TO ASSEMBLE


WB0211
Blue Floor Mat
 28.5"W x 27"D x 1"H.
 Weighs 5 lbs.


WB1844
Mirror For WB0210
Play House Cube
 Attaches by six Velcro™ dots to the inside wall.


 23.5"W x 0.125"D x 23.5"H.
 Weighs 6 lbs.

also sold separately

WB0212
Acrylic Top Play House Cube
 29"W x 30"D x 29"H. Weighs 41 lbs.
READY TO ASSEMBLE

WB0211
Blue Floor Mat
 28.75"W x 27.5"D x 1"H. Weighs 5 lbs.

WB0692
Toddler Acrylic Top
Play House Cube
 23"W x 24.25"D x 23"H.
 Weighs 22 lbs.
READY TO ASSEMBLE

WB0216
Blue Floor Mat
 21.25"W x 22.75"D x 1"H.
 Weighs 4 lbs.

See also


Nature View Play House
Cubes See page 17





**(A) WB1359
Construction Site Table**

This table is ideal for building anything with bricks or blocks and features handy storage underneath, plus a brick bin on one side for storing parts. The table surface has nubs that interlock with the blocks so everything stays nice and sturdy. [plastic tray not included.]

 27.75"W x 21.5"D x 22"H. Weighs 34 lbs. **READY TO ASSEMBLE**



**(B) WB1606
Big, Wide Discovery Table**

A great play table for first walkers and toddlers. The handy lip along the perimeter prevents objects from falling, and the extra wide base provides stability as well as storage.

 31"W x 31.5"D x 20"H. Weighs 44 lbs.
PARTIAL ASSEMBLY REQUIRED

"Imagination is more important than knowledge." —Albert Einstein

Blocks

What will they build today?



Block Cabinets —page 47



(C) Unit Blocks Cart —
page 47

**(D) Nature View
Divider Panel** —
page 16

UNIT BLOCKS* Building For Generations

1 Half Block
9 13 16 32 64

2 Block
20 30 40 80 160

3 Double Block
6 12 24 48 96

4 Quadruple Block
2 5 6 12 24

5 Roof Board
- - 4 8 16

6 Pillar
4 6 8 16 32

7 Half Pillar
4 6 8 16 32

8 Quarter Pillar
4 4 8 16 32

9 Diagonal
4 6 8 16 32

10 Triangle
6 6 8 16 32

11 Ramp
4 6 8 16 32

12 Column
6 6 8 16 32

13 Large Column
- 2 2 4 8

14 Large Switch
- 1 1 2 4

15 Gothic Door
- 1 1 2 4

16 Y Switch
- - 1 2 4

17 Half Arch
1 1 1 2 4

18 Small Buttress
1 1 1 2 4

19 Circular Curve
- 2 2 4 8

20 Quarter Circle
2 2 2 4 8

21 Large Buttress
- 1 1 2 4

22 Roman Arch
1 1 1 2 4

23 Small Half Circle
1 1 1 2 4

24 Half Circular Curve
- - 1 2 4

25 Double Switch Curve
- - 1 2 4

26 Double Roof Board
- - 2 4 8

27 Double Triangle
- 2 2 4 8

28 Elliptical Curve
- - 2 4 8

29 Large Solid Half Circle
- 1 4 8 -

WB0368 Beginner Block Set Weighs 33 lbs.
WB0369 Intermediate Block Set Weighs 59 lbs.
WB0372 Quarter School Set Weighs 92 lbs.
WB0371 Half School Set Weighs 184 lbs.
WB0370 Full School Set Weighs 369 lbs.

Description and number of blocks included in each set	Introductory Sets		School Sets		
	WB0368	WB0369	WB0372	WB0371	WB0370
1 Half Block	9	13	16	32	64
2 Block	20	30	40	80	160
3 Double Block	6	12	24	48	96
4 Quadruple Block	2	5	6	12	24
5 Roof Board	2	4	4	8	16
6 Pillar	4	6	8	16	32
7 Half Pillar	4	6	8	16	32
8 Quarter Pillar	4	4	8	16	32
9 Diagonal	4	6	8	16	32
10 Triangle	6	6	8	16	32
11 Ramp	4	6	8	16	32
12 Column	6	6	8	16	32
13 Large Column		2	2	4	8
14 Large Switch		1	1	2	4
15 Gothic Door		1	1	2	4
16 Y Switch			1	2	4
17 Half Arch	1	1	1	2	4
18 Small Buttress	1	1	1	2	4
19 Circular Curve		2	2	4	8
20 Quarter Circle	2	2	2	4	8
21 Large Buttress		1	1	2	4
22 Roman Arch	1	1	1	2	4
23 Small Half Circle	1	1	1	2	4
24 Half Circular Curve			1	2	4
25 Double Switch Curve			1	2	4
26 Double Roof Board			2	4	8
27 Double Triangle		2	2	4	8
28 Elliptical Curve			2	4	8
29 Large Solid Half Circle		1	2	4	8
Total number of blocks per set	75	118	170	340	680
Total number of shapes per set	16	24	29	29	29
Pounds per set	33 lbs.	59 lbs.	92 lbs.	184 lbs.	369 lbs.

*Imported

WB0510 Small Block Cart

Handy cabinet provides plenty of storage space for a variety of block sets. Heavy duty locking casters easily move the cabinet from place to place. Blocks sold separately.

25"W x 14"D x 25.25"H. Weighs 40 lbs.

Shown with our **WB0368 Beginner Block Set**, page 46

WB0515 Medium Block Cart

Just the size to hold plenty of blocks with heavy duty locking casters for easy mobility. Blocks sold separately.

38"W x 14"D x 25.25"H. Weighs 58 lbs.


Shown with our **WB0369 Intermediate Block Set**, page 46

WB0520 Large Block Cart

The "Papa Bear" of block storage cabinets holds enough blocks for a whole crew of builders and easily rolls around to the next job site. Blocks sold separately.

48"W x 14"D x 25.25"H. Weighs 65 lbs.


Shown with our **WB0372 Quarter School Set**, page 46



WB4375
Unit Blocks Cart and Blocks Set

Buy the set and save 8%!

Our popular Unit Blocks Cart and Beginner Blocks Set go together like peanut butter and jelly. The cart is mounted on four heavy duty casters and the blocks set includes 16 different shapes and 75 total blocks.


 23.75"W x 11"D x 14.5"H. Weighs 54 lbs.



also sold separately

WB4374
Unit Blocks Cart 

This cute little cart makes picking up toys and blocks fun and easy! Mounted on four heavy duty casters.

 23.75"W x 11"D x 14.5"H. Weighs 21 lbs.

WB0368
Beginner Block Set, page 46

Includes 16 different shapes and 75 total blocks.



WB1356
Jungle Tree

Children love the tree with playful vines as a place of refuge for reading, imaginative play or just time away from the group. The open sides ensure that a child inside can be seen from any angle and all edges are rounded over and sanded smooth for safety. Satisfies every state requirement for a quiet space in Early Learning environments.


 40.75"W x 37"D x 30.75"H. Weighs 58 lbs.
READY TO ASSEMBLE



"Not by force shall children learn, but through play."—Plato

WB1713
Quiet Space Cubby

A simple but clever private space for a child to read, play, draw, color or curl up. Satisfies every state requirement for a quiet space in Early Learning classroom environments. Stand it on end to create a puppet theater, play house or whatever a child imagines.

 19"W x 28"D x 14.75"H.
 Weighs 30 lbs.


READY TO ASSEMBLE





WB1761
Preschool Market Stand

This cute market stand features a colorful printed awning and multiple levels of space to store and display items just like the real thing. Three plastic baskets included. Props not included.

 33"W x 16.75"D x 48"H. Weighs 63 lbs.



Back



WB0965
Deluxe Puppet Theater With Marker Board

A colorful stage with curtains for an imaginative puppet show or show-and-tell. Dry erase marker boards on top and bottom announce the shows!

 31.75"W x 12"D x 34.25"H. Weighs 20 lbs.
READY TO ASSEMBLE



WB0048
The Puppet Tree


A perfect place to keep puppets organized and visible on 32 branches. The sturdy wide base prevents tipping. Puppets not included.

 18"W x 18"D x 49"H. Weighs 6 lbs.
READY TO ASSEMBLE



WB9265
Imagination Station

This large dramatic play piece can become a store front, display area, market stand, TV screen or anything children can imagine. Features large write and wipe surfaces on the front that add another opportunity for kids to express their creativity.

 48.75"W x 14.75"D x 57.5"H.
Weighs 83 lbs.

READY TO ASSEMBLE



Back



Let's Play Toddler

NEW Natural Kitchen


Just like home and right-sized for toddlers!



WB2070

Let's Play Toddler Kitchen Ensemble - Natural


Four-piece set includes a stove, sink, refrigerator and washer/dryer in classic natural finish that will inspire a toddler's imaginative play for hours!

 59"W x 12.5"D x 29.5"H. Weighs 110 lbs.

also sold separately




WB2325 Let's Play Toddler Stove - Natural

 14.75"W x 12.5"D x 23.5"H. Weighs 22 lbs. PARTIAL ASSEMBLY REQUIRED




WB2335 Let's Play Toddler Sink - Natural

 14.75"W x 12.5"D x 23.5"H. Weighs 22 lbs. PARTIAL ASSEMBLY REQUIRED




WB2345 Let's Play Toddler Refrigerator - Natural

 14.75"W x 12.5"D x 29.5"H. Weighs 33 lbs.



WB2365 Let's Play Toddler Washer/Dryer - Natural

 14.75"W x 12.5"D x 29.5"H. Weighs 33 lbs.

Let's Play Toddler

NEW White Kitchen


Rich in delightful character!



WB7070

Let's Play Toddler Kitchen Ensemble - White


Crisp white accents give a modern pop to the stove, sink, refrigerator and washer/dryer in this four-piece set.

 59"W x 12.5"D x 29.5"H. Weighs 110 lbs.

also sold separately




WB7225 Let's Play Toddler Stove - White

 14.75"W x 12.5"D x 23.5"H. Weighs 22 lbs. PARTIAL ASSEMBLY REQUIRED




WB7235 Let's Play Toddler Sink - White

 14.75"W x 12.5"D x 23.5"H. Weighs 22 lbs. PARTIAL ASSEMBLY REQUIRED




WB7245 Let's Play Toddler Refrigerator - White

 14.75"W x 12.5"D x 29.5"H. Weighs 33 lbs.



WB7265 Let's Play Toddler Washer/Dryer - White

 14.75"W x 12.5"D x 29.5"H. Weighs 33 lbs.

Let's Play Toddler

NEW Kitchen Combo


Natural



WB2351

Let's Play Toddler Kitchen Combo - Natural

Just like home and right-sized for toddlers! This integrated stove, sink, refrigerator and hutch in a compact footprint that brims with character and features a fresh contemporary design in classic natural finish, knobs that click, and realistic details. Thoughtful safety features include smoothed edges, eased corners and a single refrigerator door attached by a continuous top-to-bottom piano hinge to prevent little fingers from getting pinched.

 43"W x 12.5"D x 33.5"H. Weighs 62 lbs.

 See also **more options**, pages 50-53

Let's Play Toddler

NEW Kitchen Combo


White



WB7251

Let's Play Toddler Kitchen Combo - White

When space is a consideration -- and when isn't it? -- you'll appreciate the compact design of our toddler kitchen combo in crisp white accent color for a thoroughly modern look.

 43"W x 12.5"D x 33.5"H. Weighs 62 lbs.

"Play is the highest form of research."

—Albert Einstein


CONTEMPORARY

Kitchen Collection



WB6400N
Contemporary Kitchen Ensemble – Natural

Five-piece preschool-sized set in the warmth of classic natural finish includes one of each item pictured below.


 95"W x 15"D x 35"H. Weighs 199 lbs.



NEW


WB7400
Contemporary Kitchen Ensemble - White

Five-piece preschool-sized set in crisp white finish.


 95"W x 15"D x 35"H. Weighs 199 lbs.

also sold separately




WB6410N
Contemporary Microwave And Dishwasher - Natural
 19"W x 15"D x 34"H. Weighs 45 lbs.




WB6420N
Contemporary Stove - Natural
 19"W x 15"D x 26.25"H. Weighs 33 lbs.




WB6430N
Contemporary Sink - Natural
 19"W x 15"D x 26.25"H. Weighs 33 lbs.



WB6440N
Contemporary Refrigerator - Natural
 19"W x 15"D x 35"H. Weighs 46 lbs.



WB6450N
Contemporary Washer And Dryer - Natural
 19"W x 15"D x 35"H. Weighs 42 lbs.


 See also more options, pages 50-53

also sold separately



WB7410
Contemporary Microwave And Dishwasher - White
 19"W x 15"D x 34"H. Weighs 45 lbs.




WB7420
Contemporary Stove - White
 19"W x 15"D x 26.25"H. Weighs 33 lbs.



WB7430
Contemporary Sink - White
 19"W x 15"D x 26.25"H. Weighs 33 lbs.



WB7440
Contemporary Refrigerator - White
 19"W x 15"D x 35"H. Weighs 46 lbs.



WB7450
Contemporary Washer And Dryer - White
 19"W x 15"D x 35"H. Weighs 42 lbs.

 See also more options, pages 50-53

NEW

Compact all-in-one kitchen combo saves space and maximizes play value!



WB7451
Contemporary Kitchen Combo - White

The integrated stove, sink, refrigerator and hutch features a fresh contemporary design in crisp, clean white color and realistic details that will inspire a preschooler's imaginative play for hours. Thoughtful safety features include smoothed edges, eased corners and doors with top-to-bottom continuous length piano hinges to prevent little fingers from getting pinched

 48.25"W x 14.75"D x 39.25"H. Weighs 110 lbs.

WB6451N
Contemporary Kitchen Combo - Natural



NEW

Home is where the hearth is!

WB0922
Warm And Welcoming Fireplace

The cozy, inviting centerpiece of your Early Learning environment where children are irresistibly drawn to read, learn, collaborate or play. The exclusive design features a striking fireplace with mantel flanked by two adjustable shelves that store and display books, pictures and objects that reinforce a child's natural connection to home. There's even storage in back for oversized books! Combine with our WB7400 Contemporary Kitchen Ensemble in white [sold separately] to recreate the warmth and comfort of home.

 52"W x 20"D x 33"H. Weighs 57 lbs.



Back



A fresh design
take on sensory
exploration
and creative play!

WB0384
Mobile Sensory Play Kitchen 

Four recessed stainless steel mixing bowls sit in the center of the play surface flanked by ample workspace. A rack extends over the table surface with three double-prong hooks to hold a funnel, pulley, hose, string, utensils or other items [not included] for interactive sensory exploration. Four plastic bins with lids included. Mounted on four heavy duty non-marking lockable casters.


 42"W x 19.75"D x 40"H. Weighs 70 lbs.
READY TO ASSEMBLE



Art

WB0878
Mobile Art Drying Rack 

Protect their masterpieces on 20 total shelves, two that are fixed and 18 adjustable on shelf pins. And look at the price vs. other brands constructed in wood!

 27.5"W x 19.5"D x 48"H. Weighs 77 lbs.
READY TO ASSEMBLE





WB1868
Mobile Art Center – Two Station Set

Our mobile art center provides two children a unique platform to express their views of the world. Includes removable two-sided dry erase marker board easel with clips, adjustable height paint tray and mobile base cabinet with plenty of storage for supplies.

24.5"W x 23.5"D x 52"H. Weighs 59 lbs.

Inspire
their next
masterpiece!

WB1869
Mobile Art Center – Four Station Set

49"W x 23.5"D x 52"H.
Weighs 118 lbs.



also sold separately



WB1863
**Toddler Adjustable
Marker Board Easel**

Two dry erase marker board panels and clips on solid maple frame with adjustable three-height plastic tray. Folds flat for storage.

23.75"W x 21.75"D x 36"H.
Weighs 17 lbs.



WB1865
**Base Cabinet for
Multi-Station
Art Center**

Sturdy mobile base cabinet with plenty of storage for supplies.

24.5"W x 23.5"D x 16.75"H.
Weighs 42 lbs.



WB6800
Adjustable Double Easel

Our popular easel features heavy duty hinges on sturdy hardwood legs, two clips on each side to hold paper firmly, and adjustable height for children ages three and up. Each side is dry erase marker board.

23.75"W x 28"D x 48"H. Weight. 19 lbs.



WB1758
Deluxe Mobile Art Supply Cart

Organize art projects and materials in a snap! There's plenty of thoughtfully designed storage compartments to organize your classroom art projects and materials, then roll the cart out of the way on heavy duty non-marking casters when not in use. Includes three clear plastic trays.

33"W x 24.25"D x 33"H. Weighs 108 lbs.



WB0285R
Rolling Art Cart

End classroom clutter! Two sides have shelves and compartments for supplies and paper. Another side has a deep bay for storing paper rolls. Four heavy duty casters make it very easy to maneuver.

29.75"W x 24.5"D x 33"H. Weighs 78 lbs.
READY TO ASSEMBLE

WB1862
**Window
Art Easel**

Art is a window to the world and this easel provides a unique platform for two children to express their own views. The shatterproof acrylic panel in solid maple frame is mounted to plywood side panels with floor glides for sure-footed stability.

26.5"W x 14.5"D x 49.5"H. Weighs 29 lbs. **READY TO ASSEMBLE**






A real STEM activity desk for Early Learners!

WB1679 STEM Activity Desk and Mobile Seating Storage Bins Set

The complete set includes WB1678 STEM Activity Desk and two WB1685 Mobile Seat and Storage Bins. See individual item descriptions below.

 48.5"W x 19.5"D x 24"H. Weighs 132 lbs.
READY TO ASSEMBLE

also sold separately


WB1678 STEM Activity Desk

Our innovative desk has two bays to accommodate two students, a three-shelf center console that includes two Gratnell trays, high quality non-ghosting marker board surface and a raised perimeter edge to keep manipulatives in place.

 48.5"W x 19.5"D x 24"H. Weighs 84 lbs. **READY TO ASSEMBLE**

WB1685 Mobile Seat and Storage Bin


The cushioned seat lifts off to reveal a roomy compartment that stores manipulatives, toys, supplies or other classroom materials and the non-locking casters provide mobility. A removable marker board for messages, drawings or other classroom work.

 18.5"W x 14.75"D x 16.5"H. Weighs 24 lbs.



WB0152 Preschool STEM Cart

Ours includes three medium and three large Gratnell trays with three fitted lids. We even include an accessory package with 10 J-hooks, five plastic trays and five spring clips to organize tools and supplies on the pegboard backside. Mounted on four heavy-duty locking casters.

 40"W x 21.5"D x 38.5"H.
Weighs 104 lbs.

Ideal for Makerspace, STEM or STEAM supplies!



"Truly wonderful
the mind of a child is."

—Yoda

STEM & Sensory

Light Up Their World!

WB0788 Superbright LED Creative Cube and Mat

Comfy fitted green floor mat included.


 29"W x 30"D x 30.5"H. Weighs 55 lbs.
READY TO ASSEMBLE



also sold separately

WB0731 Superbright LED Creative Cube

Two products in one provides a substantial savings in space! Every child will love the cozy, quiet interior of the cube that looks up through a brilliant sunlit forest canopy on the underside of the light table mounted on top.


 29"W x 30"D x 30.5"H.
Weighs 50 lbs.
READY TO ASSEMBLE

The first LED light tables in the Early Learning market and still best sellers. Certified UL-listed in the US and Canada.

Annual Best Seller!

WB0724 Superbright LED Light Table

Legs adjust easily to accommodate two heights.

 25.5"W x 24.5"D x 24"H. Weighs 37 lbs. **READY TO ASSEMBLE**



WB7724C
Circles




WB7724T
Triangles



WB7724S
Squares

Color Wheel Acrylic Shapes

A fun way to learn shapes, colors and how colors combine to make other colors. Safe rounded edges.

 Each: 5.5"W x 5.5"D x .125"H. Weighs 1 lb.

WB7780 Variety Pack – All Three Shapes

 Weighs 3 lbs.

Top 15 best seller!

WB0742 Superbright Large LED Light Table

Our largest light table. Legs adjust easily to accommodate two heights.

 43"W x 23"D x 24"H. Weighs 72 lbs. **READY TO ASSEMBLE**

See also

WB0738 Nature View Radiant LED Light Table page 16

WB0737 Whitney Plus Radiant LED Light Table page 23



WB0717 Table Top LED Light Box

Top 15 best seller!

Use anywhere there's a flat surface and watch the fun begin!

 24.5"W x 24.25"D x 6"H. Weighs 27 lbs.



WB1428 See-Through Sand Box for LED Light Table

Children are fascinated by how their sand designs look when illuminated from underneath. Fits atop our light tables or light box.


 20.25"W x 20.25"D x 4"H. Weighs 7 lbs.

Bring Nature Inside!



WB2450 Nature Stand

Watch and learn as the plants grow! Our planting shelf provides an engaging way for children to learn about nature as they plant seeds, water the soil and follow the miracle of plant growth. Indoor use only. Includes 14 small potting trays and six tubes.

 34"W x 12"D x 30"H. Weighs 26 lbs.

ACCESSORIES


030-900 Plastic Potting Trays

 4.25"W x 4.25"D x 3"H. Weighs 1 lb.

030-901 Plastic Potting Lids

 4.25"W x 4.25"D x .25"H. Weighs 1 lb.

030-910 Tall Plastic Tubes


 1" Diameter x 5.5"H. Weighs 1 lb.

WB1835 Mobile Garden Center



Ideal for STEM in Early Learning!

Bring nature into the classroom and engage children in hands-on learning about the evolution of plant life. Includes 28 clear plastic planting containers. Mounted on four heavy duty non-marking lockable casters for mobility and easily fits through standard door openings.


 36"W x 19.5"D x 24.5"H.
Weighs 66 lbs.
READY TO ASSEMBLE



Sensory play for up to four preschoolers!

WB1775 Mobile Sensory Table With Trays and Lids

The clever design incorporates four clear surface-mounted plastic trays with lids that hold sensory materials for little hands to explore. Two fixed shelves below the table surface provide ample storage and make clean-up a snap.

 33"W x 27"D x 24.5"H. Weighs 55 lbs. **READY TO ASSEMBLE**



WB1854 Deluxe Toddler Sensory Table

Sensory play for toddlers!

Features sturdy construction and two surface mounted removable plastic trays with lids that hold sensory materials at just the right height for toddlers.

 29.5"W x 18.5"D x 14"H. Weighs 24 lbs.





Front

WB1858
Infant-Toddler Book Display

Put access to books at infant and toddler level. Premium quality construction and no-tip design. Two graduated height shelves in front and a single vertical book pocket in back for taller books.

24"W x 10"D x 7.25"H. Weighs 14 lbs.



Back

WB2113
Wall Mounted Book Shelf

A popular economical book display unit that holds a load of books in a slim, wall-mounted profile that's accessible by children and adults.

31"W x 5.5"D x 56"H. Weighs 25 lbs.

READY TO ASSEMBLE



Front



Back

Store, display and transport a ton of books!

WB4132
Deluxe Mobile Book Library

Put books at eye level and within easy grasp in the front, back, top or bottom shelf options of this versatile cabinet. Mounted on four heavy-duty non-marking lockable casters.

36"W x 14.5"D x 49.75"H. Weighs 98 lbs.



WB0383
Mobile Book Storage Island

Sturdy two-sided cabinet provides storage for hundreds of books, magazines, games or supplies. Mounted on heavy duty non-marking lockable casters.

40.75"W x 19.5"D x 33.5"H. Weighs 77 lbs.



Talk about a mobile library!

WB0922
Warm and Welcoming Fireplace

See also page 59



"There is more treasure in books than in all the pirate's loot on Treasure Island."
—Walt Disney

WB1037
Two Sided Book Transportation Center

Our two-sided book cart doubles your book storage capacity, and the lockable heavy duty casters make transporting the cabinet a snap.

39.5"W x 19.25"D x 36.5"H. Weighs 64 lbs.



WB1768
Magnetic Write and Wipe Mobile Cabinet

The front is a high quality magnetic dry erase board with four fixed shelves and four plastic trays included. The back includes four spacious storage compartments for oversize items. Mounted on six heavy duty non-marking lockable casters.

50"W x 14.25"D x 35"H. Weighs 89 lbs.



WB6255
Big Book Display and Storage With Write and Wipe Back

Store oversized books in back and draw their favorite storybook pictures on the dry erase markerboard on the front. The easel lid holds an open book for display or reading at story time.

23.75"W x 14.75"D x 27.5"H.
 Weighs 38 lbs.
READY TO ASSEMBLE



Open storage in back for even the largest books.




"You can find magic wherever you look. Sit back and relax all you need is a book!"

—Dr. Seuss

WB0136
Deluxe Two Sided Mobile Book Display Stand

Deluxe in design, construction and features! The front has four angled cascading display shelves with a lip to provide stable book display and maximum visibility. The back includes a big vertical pocket shelf for larger books and a spacious open storage compartment underneath. Mounted on four heavy duty non-marking lockable casters.

36"W x 14.5"D x 28"H. Weighs 56 lbs.







Throw a curve at layout challenges!

Utilize space around classroom corners and partitions with our straight and quarter-round mobile cabinets to form half-circles, U-shapes and other configurations.


A **WB0651**
Curve-Out Mobile Storage Cabinet

 41"W x 11.75"D x 24"H.
Weighs 43 lbs.

B **WB0653**
Straight Back Mobile Storage Cabinet

 47.25"W x 11.75"D x 24"H.
Weighs 51 lbs.

C **WB0655**
Curve-In Mobile Storage Cabinet

 41"W x 11.75"D x 24"H.
Weighs 41 lbs.

NEW



WB0652
Nature View Serenity Curve In Cabinet
See page 6



WB0654
Nature View Serenity Curve Out Cabinet
See page 6




WB0437 Nature View Curve In Cabinet 24H See page 9

WB0438 Nature View Curve Out Cabinet 24H See page 9

WB0296

Eight Section Book Organizer

When you need to store a lot of books by category, here's the answer. Eight deep bays can hold even your largest books and the lockable heavy duty casters enable easy movement from room to room. Eight self-adhesive plastic card holders are included.


 48"W x 16"D x 29.5"H. Weighs 76 lbs.



WB4436

New Wave Melamine Book Display

Four shelf, single-sided design is economical, easy to clean and puts books within easy reach.

 37"W x 14.5"D x 30.5"H. Weighs 50 lbs.
READY TO ASSEMBLE



WB1821

Mobile Library Book Cabinet

A better mobile library solution!

Two-sided mobile cabinet storage and display for books, magazines, materials or other library supplies. Connect two or more together [discreet pre-drilled holes and screws provided] to create a mobile library storage row! Mounted on heavy duty casters. Includes six self-adhesive vinyl nameplates and index cards for labeling.

 37.75"W x 21.75"D x 30.75"H. Weighs 83 lbs.



See also

WB0936 
Nature View Mobile Book Browser
See page 14

WB0502R
Two Level Book Carousel

Two shelves hold books for fun, fast and easy browsing.

21.75"W x 21.75"D x 30.5"H.
Weighs 46 lbs.

READY TO ASSEMBLE




"You cannot open a book without learning something."

—Confucius

WB0240R
The Alone Zone

A great place for a time out from a busy day!

Children are drawn into the private reading space that features book storage above and a built-in backcase on the back. Yellow acrylic portholes allow light in and provide visibility of the child inside. Satisfies every state requirement for a dedicated quiet space in Early Learning classrooms. Seat cushion included.

 23.5"W x 27.5"D x 48"H. Weighs 74 lbs.

READY TO ASSEMBLE




Book storage in back.



WB0209
Two Sided Reading Pod

Each side is a cozy, comfortable private reading seat with book storage overhead, a comfy seat cushion and side portal windows covered in safe, shatterproof yellow acrylic to allow light in and enable adult supervision.

 23.5"W x 29.5"D x 48.25"H.
Weighs 63 lbs.

READY TO ASSEMBLE

Nature View


COLLECTION

Chairs & Seating

Season Chairs evoke the seasons and bring nature indoors! Create a seasonally themed activity area, reading space or entire room environment.




Nature View 10H Chair

 13.75"W x 16.25"D x 21.50"H. Weights 12 lbs.


Winter	Summer	Autumn
WB2510W	WB2510U	WB2510F

Nature View 12H Chair

 13.75"W x 17"D x 23.50"H. Weights 13 lbs.

WB2512W	WB2512U	WB2512F
---------	---------	---------

Nature View 14H Chair

 13.75"W x 17"D x 25.5"H. Weights 14 lbs.

WB2514W	WB2514U	WB2514F
---------	---------	---------





NEW Live Edge Assortment

—See page 5



CR2512N Whitney Plus 12H Chair

Crafted in 1-inch birch plywood with a flowing, contoured design and a custom palette of three contemporary color options to brighten any room environment.  13.75"W x 17"D x 23.5"H. Weighs 13 lbs.



IIDA
award-winning
design!

—See page 25


NEW



*Imported

WB7178 Bentwood Back Maple Toddler Chair*

Seat height of 7 inches.


 13.25"W x 11.5"D x 14.25"H.
Weighs 6 lbs.



*Imported


WB0178 Bentwood Back Chair*

Constructed in solid hardwood with a seat height of 11.5 inches.

 13.25"W x 11.5"D x 19.25"H. Weighs 10 lbs.

WB0440 Nature View Pod Rocker

A stylish alternative to plastic wobble stools! Active sitting helps young learners improve mental focus while the dynamic body movement promotes core strength, improved posture, increased circulation and overall back health. Our pod rocker combines the benefits of wobble seating in the warmth of wood and an engaging design.

 17"W x 15.25"D x 12"H.
Weighs 11 lbs.
READY TO ASSEMBLE.



WB0971 Comfy Reading Couch

Come sit and visit, read or relax! Features a 10.75-inch seat height, comfy 3-inch cushion and clever built-in book storage behind that invites children to settle in, grab a book and read. Place against a wall, as a space divider, or put two together back-to-back.

 42.5"W x 19.5"D x 22"H. Weighs 51 lbs.



WB8510 Comfy Reading Nook Set

Set includes 5 units as shown below.


 92.5"W x 50.75"D x 18"H. Weighs 125 lbs. **READY TO ASSEMBLE**



WB8010 Comfy Reading Nook

Low to the floor and extra comfy for reading time or just hanging out. Plenty of book storage in the back.




 Each unit is 24"W x 29"D x 18"H. Weighs 25 lbs.
READY TO ASSEMBLE



Back

WB5533 Child's Rocker


Child-sized version of our solid hardwood rocking chair. Seat height 12".

 15.5"W x 22"D x 28"H. Weighs 13 lbs.
READY TO ASSEMBLE



WB5536 Adult Rocker

Solid hardwood adult rocking chair in timeless, classic style. Four bolts attach the base to the seat frame for easy assembly. Seat height 16".

 21"W x 24"D x 43"H. Weighs 34 lbs.
READY TO ASSEMBLE



Tables & Desks



WB0180
Table and Two Chair Set

The top of our 28-inch diameter round table is constructed in birch plywood and the legs are solid maple to provide superior strength and durability. The chair is constructed in solid maple with a seat height of 11.5 inches. The set includes one table and two chairs.

Total weight - three items 41 lbs. **READY TO ASSEMBLE**

also sold separately

WB0179 Round Children's Table

28"W x 28"D x 21"H. Weighs 21 lbs.
READY TO ASSEMBLE



WB0178 Bentwood Back Chair*

13.25"W x 11.5"D x 19.25"H.
Weighs 10 lbs.

WB0181
Toddler Flower Table and Two Toddler Chairs Set

The chair is constructed in solid maple with a seat height of 7 inches. The set includes one table and two chairs.

29.5"W x 29.5"D x 15"H. Weighs 44 lbs.
READY TO ASSEMBLE

also sold separately

WB1857 Toddler Flower Table 15H

29.5"W x 29.5"D x 15"H.
Weighs 24 lbs.
READY TO ASSEMBLE



* Imported

NEW

WB7178
Bentwood Back Maple Toddler Chair*

13.25"W x 11.5"D x 14.25"H.
Weighs 6 lbs.



Nature View COLLECTION

NEW Live Edge —page 3






**WB0483
Adjustable Computer Desk**

Sturdy and wide adjustable computer desk grows right along with children! Clever design accommodates two tower computers in a protected storage bay below the desk surface to create a functional modesty panel without compromising access to computers. Table height adjusts to 26", 28" or 30" and keyboard surface height adjusts to 20", 22" or 24". Locking casters included.

 50"W x 23.75"D x 30.25"H. Weighs 67 lbs.
READY TO ASSEMBLE

**WB1867
Two Student Adjustable Library Desk**

Attractive two-sided carrel for children to read, draw, create, listen to media or enjoy quiet time. Connect two or more together [hardware included] to define an activity pod area! Desk surface adjusts in 2-inch increments from 18" - 22"H. Wall-mounted book display shelf and floor glides included.  31"W x 37.5"D x 29.75"H. Weighs 56 lbs. **READY TO ASSEMBLE**




chairs sold separately, page 25

Award winning design!

**WB1727
Convertible Desk**

Our stylish desk converts easily, securely and without the use of tools from a sitting height to a standing height so young learners aren't sedentary, use good posture and stay engaged in classroom activities. The desk surface height adjusts from 22" to 29-1/2" in 1-1/4" increments.

 24.5"W x 19.75"D x 22"H. Weighs 45 lbs.



chairs sold separately, page 25




**WB0856
Nature View Writing Center**
—See page 14



**WB1816
Mobile Collaboration Table
With Trays**

The oval design enables up to four preschoolers to sit or stand at the 24"H table and the unique X-shape base provides clever storage under the table surface. Four trays included. Mounted on locking casters.

 36"W x 29.5"D x 22"H. Weighs 46 lbs.
READY TO ASSEMBLE



**WB0541
Nature View Pond
Table 20H**
See page 16



WB0196A
10 Section Coat Locker

Here's an inventive solution! This locker has 10 separate coat storage compartments, each with a single sturdy coat hook and separate compartments for footwear, backpacks, binders and anything else. Ships fully assembled.

 60.5"W x 14.75"D x 48"H. Weighs 145 lbs.




Need compact coat locker storage?



WB0186
Single Section Coat Locker

This two section coat locker integrates seamlessly with our best-selling WB0196A 10 Section Coat Locker or can be combined with other WB0186 lockers to create the coat locker solution that's exactly right for your room environment. Each upper and lower section includes a single sturdy rounded-over hook and separate cubby storage compartments.

 12.5"W x 14.75"D x 48"H. Weighs 42 lbs.



Check it out!
Includes wall bracket


Cubbies & Lockers

WB0852
Nature View Five Section Coat Locker
See page 13




"The beautiful thing about learning is that no one can take it away from you." —B.B. King

Check it out!
Includes wall brackets and ¼-inch back panel.




**WB0112
Five Section Coat Locker**

Our five-section coat locker has seating and storage for backpacks, boots, lunchboxes, coats, hats, scarves and more. Ships fully assembled.

 54"W x 11.75"D x 48.5"H. Weighs 99 lbs.




**WB0128
Four Section Coat Locker**

 48"W x 11.75"D x 48.5"H.
Weighs 85 lbs.



**WB0192
Five Section Seated Coat Locker**


Our stylish and functional five-section locker has an extended base for seating, plus it keeps coats, footwear and lunch boxes organized in separate compartments. Each section has its own seat, and each coat compartment has two sturdy single hooks. Ships fully assembled.

 54"W x 14"D x 48"H. Weighs 104 lbs.



**WB9972R
Eight Cubby Backpack Storage Cabinet**

Eight spacious cubby compartments proportioned to keep footwear, toys, lunch boxes or backpacks separate, organized and easily accessible by children. Constructed in birch plywood and ships ready-to-assemble.

 48"W x 14"D x 31"H. Weighs 65 lbs.
READY TO ASSEMBLE



Compact, spacious locker storage!

Each locker has eight sections that separate and organize coats, footwear, backpacks and lunch boxes for eight children. Each coat compartment includes two sturdy, safe zinc-plated double hooks, one mounted on each interior side wall. Children can sit while changing footwear and below the seat are two cubby storage compartments with clear plastic trays. Floor glides and wall brackets included.


**sturdy, safe
zinc-plated
double hooks**




**WB0537
Nature View
Floor Standing Partition 25W**
See page 110



**WB3904
Preschool Eight Section Coat Locker
With Trays**

 48"W x 14"D x 42"H. Weighs 105 lbs.

**WB3404
Toddler Eight Section Coat Locker
With Trays**

 48"W x 14"D x 34.5"H. Weighs 91 lbs.

WB0716
Four Section Locking
Backpack Storage


This solid, strong and secure locking storage cubby system provides a central location to store backpacks and other valuables. One cabinet is a single row of four cubbies. Fastening hardware included for stacking more than one row high.

 47.5"W x 15.75"D x 24.75"H. Weighs 81 lbs.



WB9982
12 Cubby Backpack Storage Cabinet


Twelve spacious cubby compartments stacked in three rows of four compartments across. Combine two cabinets for a complete wall of classroom storage. Birch plywood construction is fully assembled for a beautiful finished furniture look.

 48"W x 14"D x 44.5"H. Weighs 102 lbs.



WB1056
Double Row Wall-Mount
Coat Rack

A great way to organize lots of coats and backpacks in a small space. Features 12 hooks for clothing, hats, and mittens, plus there's a handy shelf to accommodate lunch boxes and many other belongings.

 48"W x 11.75"D x 22"H. Weighs 47 lbs.



"Listen to the children, learn about them, learn from them. Think of the children first."

—Fred Rogers

WB1817
Rest Mat Storage Cabinet

Eight vertical divided partitions above eight fixed cubby compartments store rest mats, blankets, cushions, footwear and a snugly plush animal or two. Accommodates eight 140-335 Blue Folding Rest Mats, sold separately.

 60"W x 15.5"D x 50.5"H. Weighs 149 lbs.



ACCESSORIES

140-335 Blue Folding Rest Mat

Four-fold rest mat is vinyl-covered padding with sealed seams that pre spread of germs and bacteria within

 FLAT 48"W x 24"D x 1"H. Weighs 4 lbs.



WB1671
10 Cubby Mobile Tray Storage Cabinet


Sturdy mobile cabinet has 10 spacious cubbies in a vertical configuration where space limits might be a factor. Includes 10 Gratnell trays to keep items organized. Mounted on heavy duty casters.

 27.25"W x 18"D x 42"H. Weighs 106 lbs.



Storage Cabinets


WB7001
Clear Tray Single Column Storage Cabinet

 14"W x 18"D x 25.5"H. Weighs 40 lbs.



Casters included

WB7002
Clear Tray Double Column Storage Cabinet

 27.25"W x 18"D x 25.5"H. Weighs 62 lbs.




WB7003
Clear Tray Triple Column Storage Cabinet

 40.5"W x 18"D x 25.5"H. Weighs 87 lbs.

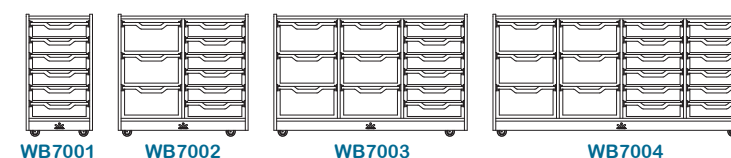


WB7004
Clear Tray Quad Column Storage Cabinet

 54"W x 18"D x 25.5"H. Weighs 98 lbs.



A collection of versatile mobile storage cabinets with trays to organize your classroom materials and supplies.



Mobile

These **Top 50 best sellers** include trays and casters.



ACCESSORIES

101-290
Gratnell Medium Tray
12.25"W x 17"D x 6"H.
Weighs 2 lbs.

WB3251
Cubby Storage Cabinet
With 20 Trays

48"W x 14"D x 30"H. Weighs 100 lbs.

101-475 Clear Plastic Tray

13.5"W x 7.75"D x 5"H. [Included]



WB1410
12 Cubby
Storage Cabinet

29"W x 14"D x 30"H.
Weighs 68 lbs.

101-475
Clear Plastic Tray

13.5"W x 7.75"D x 5"H.
[Included]



WB0909T
Nine Tray Mobile
Storage Cabinet

40.5"W x 18"D x 27"H.
Weighs 94 lbs.



WB0912T
12 Tray Mobile
Storage Cabinet

40.5"W x 18"D x 34.5"H.
Weighs 120 lbs.



WB0915T
15 Tray Mobile
Storage Cabinet

40.5"W x 18"D x 42"H.
Weighs 150 lbs.



WB0553
Basic Single
Storage Shelf Cabinet 24H

48"W x 11.75"D x 24"H.
Weighs 51 lbs.



WB0353
Basic Single
Storage Shelf Cabinet 30H

48"W x 11.75"D x 30"H.
Weighs 57 lbs.




WB6353
Basic Single
Storage Shelf Cabinet 36H

48"W x 11.75"D x 36"H.
Weighs 67 lbs.

Fold and Roll

WB3252 20 Tray Fold and Roll Storage Cabinet

One side provides ample space for toys and the other side organizes books or other classroom materials in 20 clear trays [included]. Rolls easily into place on heavy duty casters.

 Fully opened dimensions: 96"W x 14"D x 31"H. Weighs 167 lbs.
PARTIAL ASSEMBLY REQUIRED




Compact mobile storage that opens, closes, locks and rolls out of the way.




WB0552 Fold and Roll Storage Cabinet 24H

[pictured]

 Fully opened dimensions: 96"W x 11.75"D x 24"H. Weighs 100 lbs.

WB0352 Fold and Roll Storage Cabinet 30H

 Fully opened dimensions: 96"W x 11.75"D x 30"H. Weighs 106 lbs.


Heavy duty casters.



Locks securely.



ACCESSORIES

101-475 Clear Plastic Tray
 13.5"W x 7.75"D x 5"H. Weighs 2 lbs.
[for WB3252]

"Education breeds confidence. Confidence breeds hope. Hope breeds peace." —Confucius

Mobile Shelf Cabinets

“There is no friend as loyal as a book.”
—Ernest Hemingway









Choose your height!

All cabinets are mounted on casters, ship fully assembled and include wall attachments for safety [except **E** and **F**].



Shown:
WB1853 36H Shelf Cabinet



- A**
WB1843
54H Shelf Cabinet
Features two fixed and three adjustable shelves.
 48"W x 15"D x 54"H. Weighs 113 lbs.
- B**
WB1849
48H Shelf Cabinet
Features two fixed and three adjustable shelves.
 48"W x 15"D x 48"H. Weighs 108 lbs.
- C**
WB1850
42H Shelf Cabinet
Features two fixed and two adjustable shelves.
 48"W x 15"D x 42"H. Weighs 93 lbs.
- D**
WB1853
36H Shelf Cabinet
Features one fixed and two adjustable shelves.
 48"W x 15"D x 36"H. Weighs 78 lbs.
- E**
WB1851
30H Shelf Cabinet
Features one fixed and one adjustable shelf.
 48"W x 15"D x 30"H. Weighs 63 lbs.
- F**
WB1852
24H Shelf Cabinet
Features one fixed and one adjustable shelf.
 48"W x 15"D x 24"H. Weighs 58 lbs.

Clear Acrylic Back Cabinets

Combine these cabinets to define an area in the warmth of wood and crisp, pleasing lines without the use of unsightly plastic fasteners. Discreet pre-drilled holes and hardware included. Corner cabinets do not have clear backs.

Shown:
Two WB1791 cabinets connected with one WB1792 corner cabinet



Three size combinations!




WB1797
Acrylic Back Storage Cabinet 36H
 48"W x 11.75"D x 36"H. Weighs 67 lbs.




WB1789
Acrylic Back Storage Cabinet 30H
 48"W x 11.75"D x 30"H. Weighs 56 lbs.




WB1791
Acrylic Back Storage Cabinet 24H
 48"W x 11.75"D x 24"H. Weighs 51 lbs.

WB1798
Corner Storage Cabinet 36H
 11.75"W x 11.75"D x 36"H. Weighs 25 lbs.



WB1790
Corner Storage Cabinet 30H
 11.75"W x 11.75"D x 30"H. Weighs 20 lbs.




WB1792
Corner Storage Cabinet 24H
 11.75"W x 11.75"D x 24"H. Weighs 18 lbs.




WB1564**Communication and Storage Center**

The ultimate classroom organizer! This versatile cabinet features 16 removable folder partitions atop 16 assorted color-coordinated storage trays [included] that make classroom organization a snap.

 48"W x 14"D x 47.25"H. Weighs 96 lbs.


**WB0540****Hanging Bag Media Storage**

The perfect solution to organize and protect books, audio cassettes, CDs or manipulatives in a hanging format on solid maple dowels for easy viewing and access. Bags not provided.

 29.75"W x 16.75"D x 52.75"H. Weighs 55 lbs.
READY TO ASSEMBLE

WB7128**Parent Teacher Communication Center**

Features 20 clear Gratnell trays in a convenient mobile cabinet. Perfect for notes, artwork or any kind of communication between parents and teachers. Name tags can be also adhered to the clear trays for easy identification [not included].


 27"W x 18"D x 42"H. Weighs 109 lbs.

ACCESSORIES**101-289 Replacement Tray**

 12.25"W x 17"D x 3"H. Weighs 2 lbs.

WB0702**24 Tray Tower**


When floor space is precious this mobile 24-cubby tower fills a tall order. The tower is constructed in sturdy birch plywood and includes 24 clear trays and heavy duty non-marking lockable casters for mobility.

 28.5"W x 24"D x 41.75"H. Weighs 139 lbs.



Casters included


**ACCESSORIES****101-474 Clear Plastic Tray**

 10.5"W x 13"D x 5"H. Weighs 2 lbs.
[for WB0702]



WB3535
Lockable Wall Mounted Cabinet


This hang on the wall cabinet features three fixed shelves, lockable doors and is approximately the size of a typical kitchen cabinet. Mounting hardware not included.

 36"W x 14.75"D x 36"H.
 Weighs 90 lbs.



WB0809
Nine Cubby Storage and Teaching Center

One side features nine spacious storage compartments and the other side includes a large write and wipe white board to display lessons or for preschoolers to create larger than life illustrations. Includes casters for mobility and footings for added stability.

 36.5"W x 17.5"D x 50.5"H. Weighs 86 lbs.




Storage
in back.



WB1414
Lockable Supply Cabinet

Need to put articles under lock and key? Here's a safe and sound storage solution in a convenient size with three fixed shelves proportioned to store supplies, electronics, personal items or anything that needs to be secure.

 33"W x 18"D x 37"H. Weighs 79 lbs.



WB9698
Sliding Doors Storage Cabinet


The doors slide easily to cover the spacious interior cabinet and provide a great place to hide clutter or store books, toys, blocks or whatever needs to be stored away.

 40.5"W x 19.75"D x 32"H. Weighs 90 lbs.



WB1425
Medicine Or First Aid Wall Mount Cabinet

Contents are easily viewed in this lockable cabinet. Includes RX and First Aid decals.

 17"W x 7.5"D x 23.5"H.
 Weighs 21 lbs.




WB0831
Teachers Hideaway Organization Station

Open sesame! This versatile, all-in-one storage center organizes and stores tons of art, sensory, STEM or Maker supplies and materials for classroom activities in a compact and secure cabinet that also provides an ingenious work surface for the teacher. Four Gratnell trays and eight clear plastic trays included.



The horizontal door opens to create a work surface.

 74"W x 29.25"D x 72"H. Weighs 378 lbs.

Furniture that completes
 your Early Learning classroom.

Teachers

COLLECTION



"I am not
 a teacher, but
 an awakener."

—Robert Frost



WB9202
Tall and Wide Storage Cabinet

There's plenty of storage on two fixed and two adjustable shelves in this lockable maple melamine cabinet. Doors are hung on heavy duty soft-close hinges.

36"W x 23.5"D x 72"H. Weighs 226 lbs.

READY TO ASSEMBLE



WB1712
Classroom Mobile Communication Station

Versatile mobile teaching center! Features a large work surface, three fixed shelves in back, four cubby compartments and trays with 12 adjustable slotted dividers on each side, and a high quality dry erase marker board in front at the proper viewing level for young children. Locking casters included.

35"W x 27.5"D x 40.75"H. Weighs 148 lbs.

Front



Back



WB0984
Mail and Message Sign-In Center

The 24 mail slots organize papers for parents, children and teachers. Post daily announcements on the dry erase marker board [clips included].

24.5"W x 14.75"D x 46.5"H. Weighs 78 lbs.

READY TO ASSEMBLE



Front



Back



WB1819
Teachers Work Station Cabinet

Ample storage in the upper and lower sections and a clever fold-down door in the middle section that provides a unique work surface and supports up to 100 lbs. Soft close hinges and satin chrome door pulls match all other pieces in the collection.

36.5"W x 18.75"D x 70"H. Weighs 164 lbs.



WB1809
Teachers Desk With Trays and Locking Door

Double pedestal desk includes generous work surface area with a grommet for cables, power cords or phone line. The left pedestal includes the trays shown. The right pedestal includes a deep open compartment with one adjustable shelf behind a locking door mounted on soft-close hinges. Modesty panel and four locking casters included.

57.75"W x 26"D x 31"H. Weighs 123 lbs.
READY TO ASSEMBLE

WB1810
Teachers Wardrobe With Trays and Locking Door

Three column format organizes graduated tray storage in the left column [trays included] and four roomy open compartments in the center column. Behind the locking door on the right is a full-length locker with double prong coat hooks on the left and right interior walls and ceiling. Wall brackets included.

40.5"W x 18.5"D x 59"H. Weighs 150 lbs.



WB1811
Teachers Rolling Stool With Trays

Padded mobile seat with tray storage [included] puts teacher at the ideal height for reading or presenting to curious young minds. Mounted on four locking casters.

14.5"W x 18.5"D x 16.5"H. Weighs 26 lbs.



Floor Standing Dividers

Safe, effective clear acrylic partitions for use between cribs, desks, tables, literacy furniture and bench seating in Early Learning environments. Provides maximum visibility and the opening at the base promotes air circulation.

WB0533
Floor Standing Acrylic Partition 48W

 48"W x 10"D x 49.5"H. Weighs 38 lbs. **PARTIAL ASSEMBLY**

WB0534
Floor Standing Acrylic Partition 25W

 25"W x 10"D x 49.5"H. Weighs 22 lbs. **PARTIAL ASSEMBLY**

WB0547 Acrylic Partition Feet
 for our tabletop acrylic partitions.



WB0538
Nature View Floor Standing Partition 48W

A wider partition with a beautiful full tree image.

 48"W x 10"D x 49.5"H. Weighs 38 lbs. **PARTIAL ASSEMBLY**


WB0537
Nature View Floor Standing Partition 25W

 25"W x 10"D x 49.5"H. Weighs 22 lbs. **PARTIAL ASSEMBLY**



A **WB0081**
Potty Step


An ingenious necessity for potty-trained little folks who need an extra lift. The step includes no-slip treads and is contoured to fit snugly and provide just the right height to enable little ones to use a regular toilet.

 19.75"W x 14.75"D x 7.5"H.
 Weighs 11 lbs. **READY TO ASSEMBLE**



B **WB0086**
Step Up-Low Stairs

These steps are for older children who are more sure footed yet not tall enough to reach places. It has smooth rounded corners and non-skid treads for added safety.

 19"W x 16"D x 14.75"H. Weighs 19 lbs.



C **WB0088**
Step Up-Tall Stairs

The tall sides and convenient hand-holds make it easy for the child to grab, providing for an extra safe and confident climb. Each step is trimmed with two strips of non-skid material and all the edges are rounded and smooth.

 19"W x 16"D x 35.5"H. Weighs 27 lbs. **READY TO ASSEMBLE**

ALL ACCESSORIES SHIP GROUND

Item #	Accessory Description	Dimensions/Weight
030-900	Clear Plastic Deli Container Replacement clear plastic container for WB2450 Nature Shelf.	4.25"W x 4.25"D x 3"H. Weighs 1 lbs.
030-901	Clear Plastic Lid Replacement clear plastic lid for WB2450 Nature Shelf.	4.25"W x 4.25"D x .25"H. Weighs 1 lbs.
030-910	Clear Plastic Test Tube 1 1/2 Oz. Replacement clear plastic tube for WB2450 Nature Shelf.	1"W x 1"D x 5.5"H. Weighs 1 lbs.
101-286	F1 Plastic Tray – Green Replacement green Gragnell Shallow Tray.	12.25"W x 17"D x 3"H. Weighs 2 lbs.
101-289	F1 Plastic Tray Translucent Replacement heavy duty Gragnell shallow tray.	12.25"W x 17"D x 3"H. Weighs 2 lbs.
101-290	F2 Plastic Tray Translucent Replacement medium Gragnell tray.	12.25"W x 17"D x 6"H. Weighs 2 lbs.
101-291	F2 Plastic Tray – Green Replacement green medium Gragnell tray.	12.25"W x 17"D x 6"H. Weighs 2 lbs.
101-292	F3 Plastic Tray Translucent The largest tray from the award winning line of Gragnell.	12.25"W x 17"D x 12"H. Weighs 3 lbs.
101-320	Clear Letter Tray Replacement Gragnell shallow tray.	10.5"W x 13"D x 3"H. Weighs 2 lbs.
101-331	Plastic Tray – Red Replacement tray for WB1564 Communication and Storage Center.	10.5"W x 13"D x 5"H. Weighs 3 lbs.
101-334	Super Tote Tray - Red Replacement red sink tray.	7.75"W x 11.25"D x 5"H. Weighs 3 lbs.
101-474	Plastic Tray - Clear Clear plastic replacement tray as shown in item WB0702 and WB1775.	10.5"W x 13"D x 5"H. Weighs 2 lbs.
101-475	Plastic Tray - Clear Replacement clear plastic tray.	13.5"W x 7.75"D x 5"H. Weighs 2 lbs.
110-455	Exam Paper Roll Case White transparent hygiene paper rolls for changing table models WB0648, WB0688 and WB0721. One case includes 12 rolls.	14"W x 3"D x 3"H. Weighs 19 lbs.
112-720	Royal Blue Changing Pad Replacement vinyl covered foam pad fitted for WB0648 Step Up Toddler Changing Cabinet.	42"W x 23.25"D x 1"H. Weighs 3 lbs.
112-745	White Contour Changer Pad Replacement contoured pad for WB0634 Changing Table only.	30"W x 16"D x 4"H. Weighs 5 lbs.
112-766	White Crib Mattress Crib mattress for series WB9500 cribs. One year warranty.	38.25"W x 24.25"D x 3"H. Weighs 3 lbs.
112-880	White Changer Pad Replacement white vinyl covered foam pad fitted for changing cabinet models. One year warranty.	35"W x 16"D x 1"H. Weighs 2 lbs.
140-335	Blue Fold-Up Rest Mat Vinyl covered four-fold foam mat with sealed seams. Fits WB1817 Rest Mat Cabinet.	48"W x 24"D x 1"H. Weighs 4 lbs.
WB0211	Blue Floor Mat Fitted blue vinyl floor mat for WB0210 Play House Cube.	28.5"W x 27"D x 1"H. Weighs 5 lbs.
WB0216	Blue Floor Mat Fitted blue vinyl floor mat for WB0215 Toddler Play House Cube.	21.25"W x 22.75"D x 1"H. Weighs 4 lbs.
140-340	Green Floor Mat Fitted green floor mat for WB0109 Nature Reading Haven.	37.75"W x 37.75"D x 1.5"H. Weighs 12 lbs.
WB0221	Green Floor Mat Fitted green floor mat for WB0442 Nature View Play House Cube.	28.5"W x 27"D x 1"H. Weighs 5 lbs.
WB0222	Green Floor Mat Fitted green floor mat for WB0504 Toddler Nature Reading Retreat.	21.25"W x 22.75"D x 1"H. Weighs 4 lbs.

Index by keyword

A-B-C

art pages 24, 61-63
acrylic pages 6-9, 11, 110
backpack pages 26, 86-91
bench pages 1-2
block pages 46-48
book pages 14, 17, 70-77
cabinet pages 6, 9, 10, 22, 24, 29, 38, 92-104
caddy page 18
carousel page 76
cart pages 61, 63, 76
chair pages 1-2, 78-80
changing cabinet pages 19, 32, 33
coat pages 15, 22, 89, 91
couch page 8, 81
communication pages 100, 107
crib pages 30, 31
cubby pages 49
cube pages 17, 23, 42-43

D-E-F

desk pages 14, 23, 64, 84-85
diaper pages 29, 32
discovery page 44
dishwasher pages 52-58
divider pages 7, 110
draw pages 61-63
dress up pages 40-41
dryer pages 52-58
easel pages 62-63
evacuation page 30
fireplace page 59
first aid page 102

G-H-I

garden page 13, 68
greenhouse page 12
haven page 18

J-K-L

jungle page 49
kitchen pages 52-58, 60
LED pages 16, 23, 65-67
library page 14, 18, 19, 70-77
light table pages 16, 23, 65-67
locker pages 15, 22, 86-89
locking pages 90, 104

M-N-O

magnetic page 73
mail page 106
market page 50
mat pages 91, 112
mattress pages 30, 31

medicine page 102
message page 64, 106
microwave pages 52-58
mirror pages 34-38
nature page 68
nature view pages 1-19
oven pages 52-58

P-Q-R

pad page 33, 112
pod pages 7, 77
paint page 61-63
plant page 68
potty page 111
puppet pages 51
quiet space pages 18, 23, 49
ramp page 39
reading pages 18, 19, 70-77
refrigerator pages 52-58
retreat pages 18-19
rocking/rocker page 7, 81
room divider page 7, 110
rug block page 39

S-T-U

sand pages 24, 69
sensory pages 60, 69
seat/seating pages 1-2, 78-80
shelf pages 14, 17, 79
sink pages 52-58
slide page 39
sofa pages 8, 81
stairs pages 39, 111
STEM pages 64-69
stool pages 80, 109
stove pages 52-58
table pages 3, 7, 16, 25, 44, 82-85
teacher pages 103-109
theater page 51
tent page 38
toys pages 37, 41, 48, 64, 89, 96, 102
tray pages 32, 35, 89, 94, 95, 97, 101, 104, 107, 109
tree pages 51
tube pages 108

V-W-X

wall hanging pages 29, 33, 36, 70, 90, 91, 102
wardrobe pages 40, 109
washer pages 52-58
water pages 84
woodscapes page 39
write and wipe pages 50, 51, 62-64, 73

Y-Z

zone page 77

Website

VISIT REGULARLY—

it's the best way to keep informed about our newest products!!



Watch and Learn! Expanded Library of Assembly Videos

0:59 / 1:57

CH0281 Whitney Plus Porthole Play House Cube assembly video



Check it out!

WhitneyBros.com

Intuitive navigation, robust search capability, room planner functionality, new products, and a crisp design sum up the experience waiting for you.

NEW PRODUCTS

2024

Nature View



WB0652
Nature View Serenity
Curve-In Cabinet,
See page 6

WB0654
Nature View Serenity
Curve-Out Cabinet,
See page 6

WB0861
Nature View Discovery
Crawl-Thru Cabinet, See page 37



WB0857
Nature View
Window Seat, See page 13



Nature View Live Edge

See pages 1-3



- Live Edge Log Bench
- Live Edge Small Log Bench
- Live Edge Bench
- Live Edge Chair
- Live Edge Round Table,
- Live Edge Square Table
- Live Edge Rectangle Table

Chairs & Seating

WB7178
Bentwood Back
Maple Toddler Chair*
See page 80



Kitchens

Also in Natural

Preschool
Toddler
Combo
Separates



WB7070
Let's Play Toddler Kitchen
Ensemble - White
See pages 52-58



WB0922
Warm and Welcoming Fireplace
See page 59

NEW

WB7400
Contemporary Kitchen Combo - White
See page 58



All our kitchens have been remodeled!
See pages 52-58



Back View



NEW

WB0922
Warm and Welcoming Fireplace
See page 59



WHITNEY BROTHERS®
EDUCATIONAL FURNITURE FOR CHILDREN
Since 1904

93 Railroad Street • Keene, NH 03431

800-225-5381 • Fax 603-357-1559

whitneybros.com



Made in America

All our products are GREENGUARD
GOLD™ Certified.

